



**United States Victims of State Sponsored  
Terrorism Trust Fund**

**15X5608**

**Investment Reporting**

**FY 2024**

**September 30, 2024**

**Period Name: 2024-12**

**Table of Contents**

	<b>Page(s)</b>
Investment Reports - 15X5608	2-5
Investment Reports - 15X56081	6-9
Investment Reports - 15X56082	10-13
Trial Balance(s)	14-17
Balance Sheet	18-21
Income Statement	22-25
Monthly Activity	26-29
Footnotes	31-32

---

**United States Victims of State Sponsored Terrorism Trust Fund**  
**Investment Summary**  
**15X5608 - General**  
**FY 2024**  
**September 30, 2024**  
**Period Name: 2024-12**

**Summary of Investment Activity**

<b>Beginning Investment Balance</b>		175,091,456.88
<b>Investment Transaction Activity Per Actual Date Completed</b>		
Total Purchases	20,578,505,865.50	
Total Maturities	(20,577,843,479.55)	
Total Sells	-	
<b>Total Investment Transactions</b>		662,385.95
<b>Transactions that affect Buy/Sell Investment Activity</b>		
Total Initial Premium	-	
Total Amortization Cost	(684,266.84)	
Total Income Earn One Day	(3,895,984.99)	
Total Income on Market Based Investments	-	
	(4,558,370.94)	
<b>Monthly Receipts/Disbursement/Residual</b>		
Additions	(66,919.32)	
Subtractions	653,231.12	
Residual/ Activity in USSGL 1010	3,309,673.19	
	3,895,984.99	
<b>Total Transactions that affect Investment Balance</b>	(662,385.95)	
<b>Ending Investment Balance</b>		175,753,842.83

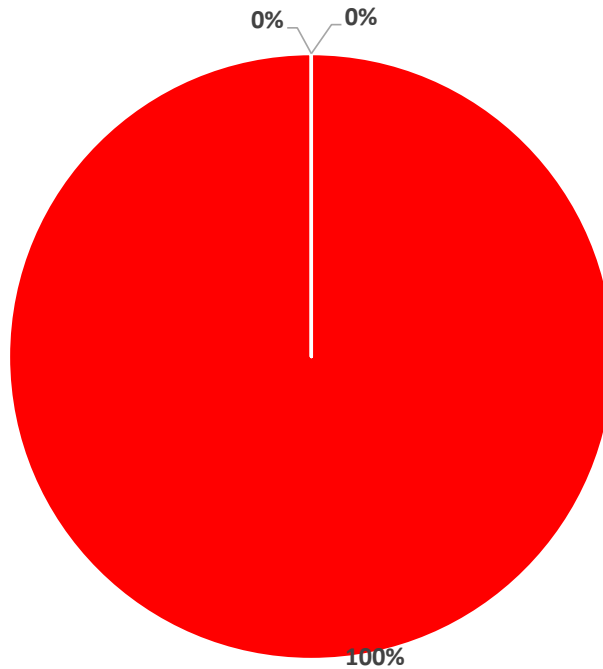
**Security Balances**

Security Number	Type	Security Description	Maturity Date	Interest Rate/ Coupon Rate	Amount Shar/Par	Initial Discount	Initial Premium	Amortization	Accrued Income	Estimated Next Coupon Amount	Next Coupon Date	Yield to Maturity	weigntea Yield to Maturity
912797GW1	BILLS	MK BILL 10/03/2024	10/3/24	0.000%	175,753,842.83	(156,176.62)	-	89,243.78	-	-	-	4.57%	4.57%
					-	-	-	-	-	-	-		
					-	-	-	-	-	-	-		
					-	-	-	-	-	-	-		
					-	-	-	-	-	-	-		
					-	-	-	-	-	-	-		
					-	-	-	-	-	-	-		
					-	-	-	-	-	-	-		
					-	-	-	-	-	-	-		
					-	-	-	-	-	-	-		
					-	-	-	-	-	-	-		
					-	-	-	-	-	-	-		
					-	-	-	-	-	-	-		
					-	-	-	-	-	-	-		
					-	-	-	-	-	-	-		
					-	-	-	-	-	-	-		
					-	-	-	-	-	-	-		
					-	-	-	-	-	-	-		
					-	-	-	-	-	-	-		
					-	-	-	-	-	-	-		
					-	-	-	-	-	-	-		
					-	-	-	-	-	-	-		
					-	-	-	-	-	-	-		
					-	-	-	-	-	-	-		
<b>Total</b>					<b>175,753,842.83</b>	<b>(156,176.62)</b>	<b>-</b>	<b>89,243.78</b>	<b>-</b>	<b>-</b>	<b>-</b>	<b>4.57%</b>	<b>4.57%</b>

**United States Victims of State Sponsored Terrorism Trust Fund**  
**15X5608 - General**  
**FY 2024**  
**September 30, 2024**  
**Period Name: 2024-12**

### Investment Allocation

■ ONE DAY    ■ BILLS    ■ NOTES



Investment Allocation		
Type	Amount Shar/Par	Percentage
ONE DAY	-	0%
BILLS	175,753,842.83	100%
NOTES	-	0%
<b>Total</b>	<b>175,753,842.83</b>	<b>100%</b>



United States Victims of State Sponsored Terrorism Trust Fund  
 Investment - Market Valuation  
 15X5608 - General  
 FY 2024  
 September 30, 2024  
 Period Name: 2024-12

Security Number	Security Description	Purchase Date	Original Price	Shares/Par	Initial Discount	Initial Premium	Cost	Amortization	Net Investments	Accrued Interest	Price	Market Value	Unrealized Gain/Loss
912797GW1	MK BILL 10/03/2024	9/26/24	99.9111	175,753,842.83	(156,176.62)	-	175,597,666.21	89,243.78	175,686,909.99	-	99.96133	175,685,884.09	(1,025.90)
				-									
				-									
				-									
				-									
				-									
				-									
				-									
				-									
<b>TOTALS</b>				175,753,842.83	(156,176.62)	0.00	175,597,666.21	89,243.78	175,686,909.99	0.00		175,685,884.09	(1,025.90)

SGL's on Trial Balances:	1610	1611	1612	Cost	1613	Net Investments	1342
OBIEE Trial Balance:	175,753,842.83	(156,176.62)	0.00	175,597,666.21	89,243.78	175,686,909.99	0.00
Difference should be zero:	0.00	0.00	0.00	0.00	0.00	0.00	0.00

Highlighted cell(s) due to weekend interest payments and maturities not appearing as part of the InvestOne accrued interest and principal outstanding balances.

**United States Victims of State Sponsored Terrorism Trust Fund**  
**Investment Summary**  
**15X56081 - Fairness for 9/11 Families Act**  
**FY 2024**  
**September 30, 2024**  
**Period Name: 2024-12**

**Summary of Investment Activity**


<b>Beginning Investment Balance</b>		47,669,957.99
<b>Investment Transaction Activity Per Actual Date Completed</b>		
Total Purchases	955,693,029.01	
Total Maturities	(955,487,172.74)	
Total Sells	-	
<b>Total Investment Transactions</b>		205,856.27
<b>Transactions that affect Buy/Sell Investment Activity</b>		
Total Initial Premium	-	
Total Amortization Cost	-	
Total Income Earn One Day	(205,856.27)	
Total Income on Market Based Investments	-	
	(205,856.27)	
<b>Monthly Receipts/Disbursement/Residual</b>		
Additions	-	
Subtractions	-	
Residual/ Activity in USSGL 1010	-	
	-	
<b>Total Transactions that affect Investment Balance</b>	(205,856.27)	
<b>Ending Investment Balance</b>		47,875,814.26

**Security Balances**

Security Number	Type	Security Description	Maturity Date	Interest Rate/ Coupon Rate	Amount Shar/Par	Initial Discount	Initial Premium	Amortization	Accrued Income	Estimated Next Coupon Amount	Next Coupon Date	Yield to Maturity	Weighted Yield to Maturity
ONE DAY	09/30/2024	ONE DAY	ONE DAY 4.790% 10/01/2024	10/1/24	4.790%	47,875,814.26	-	-	-	-	-	4.57%	4.57%
						-	-	-	-	-	-		
						-	-	-	-	-	-		
						-	-	-	-	-	-		
						-	-	-	-	-	-		
						-	-	-	-	-	-		
						-	-	-	-	-	-		
						-	-	-	-	-	-		
						-	-	-	-	-	-		
						-	-	-	-	-	-		
						-	-	-	-	-	-		
						-	-	-	-	-	-		
						-	-	-	-	-	-		
						-	-	-	-	-	-		
						-	-	-	-	-	-		
						-	-	-	-	-	-		
						-	-	-	-	-	-		
<b>Total</b>						<b>47,875,814.26</b>	-	-	-	-	-	<b>4.57%</b>	<b>4.57%</b>

United States Victims of State Sponsored Terrorism Trust Fund  
15X56081 - Fairness for 9/11 Families Act  
FY 2024  
September 30, 2024  
Period Name: 2024-12

### Investment Allocation



Investment Allocation		
Type	Amount Shar/Par	Percentage
ONE DAY	47,875,814.26	100%
<b>Total</b>	<b>47,875,814.26</b>	<b>100%</b>

-





United States Victims of State Sponsored Terrorism Trust Fund  
 Investment - Market Valuation  
 15X56081 - Fairness for 9/11 Families Act  
 FY 2024  
 September 30, 2024  
 Period Name: 2024-12

Security Number	Security Description	Purchase Date	Original Price	Shares/Par	Initial Discount	Initial Premium	Cost	Amortization	Net Investments	Accrued Interest	Price	Market Value	Unrealized Gain/Loss
ONE DAY 09/30/2024	ONE DAY 4.790% 10/01/2024	9/30/2024	100.00	47,875,814.26	0.00	0.00	47,875,814.26	0.00	47,875,814.26	0.00	100.00000	47,875,814.26	0.00
				-									
				-									
				-									
				-									
				-									
				-									
				-									
				-									
				-									
				-									
				-									
				-									
				-									
				-									
				-									
				-									
				-									
<b>TOTALS</b>				<b>47,875,814.26</b>	<b>0.00</b>	<b>0.00</b>	<b>47,875,814.26</b>	<b>0.00</b>	<b>47,875,814.26</b>	<b>0.00</b>		<b>47,875,814.26</b>	<b>0.00</b>

SGL's on Trial Balances:	1610	1611	1612	Cost	1613	Net Investments	1342
OBIEE Trial Balance:	47,875,814.26	0.00	0.00	47,875,814.26	0.00	47,875,814.26	0.00
Difference should be zero:	0.00	0.00	0.00	0.00	0.00	0.00	0.00

Highlighted cell(s) due to weekend interest payments and maturities not appearing as part of the InvestOne accrued interest and principal outstanding balances

**United States Victims of State Sponsored Terrorism Trust Fund**  
**Investment Summary**  
**15X56082 - Beirut and Khobar Towers**  
**FY 2024**  
**September 30, 2024**  
**Period Name: 2024-12**

**Summary of Investment Activity**

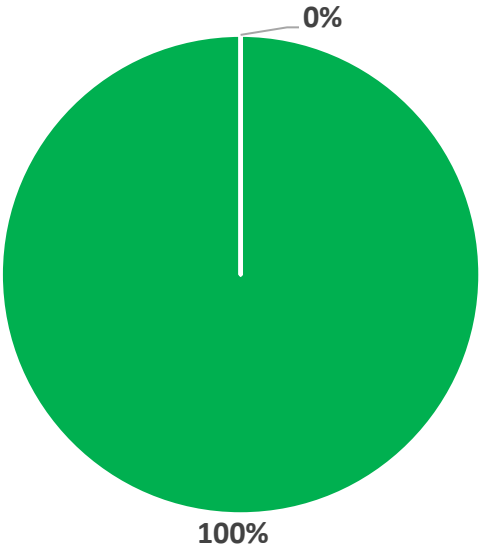
<b>Beginning Investment Balance</b>	3,237,868,656.46
<b>Investment Transaction Activity Per Actual Date Completed</b>	
Total Purchases	64,913,178,723.40
Total Maturities	(64,899,196,426.58)
Total Sells	-
<b>Total Investment Transactions</b>	<b>13,982,296.82</b>
<b>Transactions that affect Buy/Sell Investment Activity</b>	
Total Initial Premium	-
Total Amortization Cost	-
Total Income Earn One Day	(13,982,296.82)
Total Income on Market Based Investments	-
	(13,982,296.82)
<b>Monthly Receipts/Disbursement/Residual</b>	
Additions	-
Subtractions	-
Residual/ Activity in USSGL 1010	-
	-
<b>Total Transactions that affect Investment Balance</b>	<b>(13,982,296.82)</b>
<b>Ending Investment Balance</b>	<b>3,251,850,953.28</b>

**Security Balances**

Security Number	Type	Security Description	Maturity Date	Interest Rate/ Coupon Rate	Amount Shar/Par	Initial Discount	Initial Premium	Amortization	Accrued Income	Estimated Next Coupon Amount	Next Coupon Date	Yield to Maturity	weighted Yield to Maturity
ONE DAY 09/30/2024	ONE DAY	ONE DAY 4.790% 10/01/2024	10/1/24	4.790%	3,251,850,953.28	-	-	-	-	-	-	4.57%	4.57%
					-	-	-	-	-	-	-		
					-	-	-	-	-	-	-		
					-	-	-	-	-	-	-		
					-	-	-	-	-	-	-		
					-	-	-	-	-	-	-		
					-	-	-	-	-	-	-		
					-	-	-	-	-	-	-		
					-	-	-	-	-	-	-		
					-	-	-	-	-	-	-		
					-	-	-	-	-	-	-		
					-	-	-	-	-	-	-		
					-	-	-	-	-	-	-		
					-	-	-	-	-	-	-		
					-	-	-	-	-	-	-		
					-	-	-	-	-	-	-		
					-	-	-	-	-	-	-		
					-	-	-	-	-	-	-		
					-	-	-	-	-	-	-		
					-	-	-	-	-	-	-		
					-	-	-	-	-	-	-		
					-	-	-	-	-	-	-		
<b>Total</b>					<b>3,251,850,953.28</b>	-	-	-	-	-	-	<b>4.57%</b>	<b>4.57%</b>

**United States Victims of State Sponsored Terrorism Trust Fund**  
**15X56082 - Beirut and Khobar Towers**  
**FY 2024**  
**September 30, 2024**  
**Period Name: 2024-12**

**Investment Allocation**  
 ■ ONE DAY ■ NOTES



Investment Allocation		
Type	Amount Shar/Par	Percentage
ONE DAY	3,251,850,953.28	100%
NOTES	-	0%
<b>Total</b>	<b>3,251,850,953.28</b>	<b>100%</b>





**United States Victims of State Sponsored Terrorism Trust Fund  
Investment Related - Trial Balance - Unaudited  
15X5608 - Combined  
FY 2024  
September 1, 2024 through September 30, 2024  
Period Name: 2024-12**

USSGL	COST CENTER	USSGL/COST CENTER DESCRIPTION	MANDATORY(M)/DISCRETIONARY(D) BALANCE(B)/NEW(N), COMBINATION(XX)	BEGINNING MONTHLY BALANCE	NET MONTHLY ACTIVITY	YEAR TO DATE BALANCE
101000	-	FUND BALANCE WITH TREASURY	-	1,045,687,573.55	3,309,673.19	1,048,997,246.74
134200	-	INTEREST RECEIVABLE - INVESTMENTS	-	480,966.34	-480,966.34	0.00
161000	-	INVESTMENTS IN U.S. TREASURY SECURITIES ISSUED BY THE BUREAU OF THE FISCAL SERVICE	-	3,460,630,071.33	14,850,539.04	3,475,480,610.37
161100	-	DISCOUNT ON U.S. TREASURY SECURITIES ISSUED BY THE BUREAU OF THE FISCAL SERVICE	-	-178,057.51	21,880.89	-156,176.62
161300	-	AMORTIZATION OF DISCOUNT AND PREMIUM ON U.S. TREASURY SECURITIES ISSUED BY THE BUREAU OF THE FISCAL SERVICE	-	50,873.57	38,370.21	89,243.78
310000	-	UNEXPENDED APPROPRIATIONS - CUMULATIVE	-	-5,654,410,455.44	0.00	-5,654,410,455.44
331000	-	CUMULATIVE RESULTS OF OPERATIONS	-	2,330,023,500.89	0.00	2,330,023,500.89
<b>Subtotal</b>				<b>1,182,284,472.73</b>	<b>17,739,496.99</b>	<b>1,200,023,969.72</b>
411400	TFMA53110010	INTEREST ON INVESTMENTS	MN	181,624,403.94	18,768,404.92	200,392,808.86
	TFMA53110010	INTEREST ON INVESTMENTS	XX	588,004.92	0.00	588,004.92
	XXXXXXXXXX XX	APPROPRIATED TRUST OR SPECIAL FUND RECEIPTS	XX	-588,004.92	0.00	-588,004.92
<b>Subtotal</b>				<b>1,187,125,944.02</b>	<b>18,812,852.17</b>	<b>1,205,938,796.19</b>
412000	-	APPROPRIATIONS ANTICIPATED - INDEFINITE	MN	-1,012,415,611.88	-18,812,852.17	-1,031,228,464.05
	-	APPROPRIATIONS ANTICIPATED - INDEFINITE	XX	289,667.86	0.00	289,667.86
<b>Subtotal</b>				<b>-1,012,125,944.02</b>	<b>-18,812,852.17</b>	<b>-1,030,938,796.19</b>
415100	TFMA53110010	INTEREST ON INVESTMENTS	XX	-294,002.46	0.00	-294,002.46
	XXXXXXXXXX XX	ACTUAL CAPITAL TRANSFERS TO THE GENERAL FUND OF THE TREASURY, CURRENT YEAR AUTHORITY	MN	294,002.46	0.00	294,002.46
<b>Subtotal</b>				<b>0.00</b>	<b>0.00</b>	<b>0.00</b>
420100	-	PRIOR YEAR DELIVERED ORDERS - OBLIGATIONS-PAID	MB	-1,042,478,264.04	0.00	-1,042,478,264.04
	-	PRIOR YEAR DELIVERED ORDERS - OBLIGATIONS-PAID	MN	-4,878,569,978.95	0.00	-4,878,569,978.95
	-	TOTAL ACTUAL RESOURCES - COLLECTED	MN	9,244,619,623.35	0.00	9,244,619,623.35
	-	TOTAL ACTUAL RESOURCES - COLLECTED	XX	298,337.06	0.00	298,337.06
<b>Subtotal</b>				<b>3,323,869,717.42</b>	<b>0.00</b>	<b>3,323,869,717.42</b>
438200	XXXXXXXXXX XX	TEMPORARY REDUCTION - NEW BUDGET AUTHORITY	MN	-1,140,000.00	0.00	-1,140,000.00
<b>Subtotal</b>				<b>-1,140,000.00</b>	<b>0.00</b>	<b>-1,140,000.00</b>
438400	XXXXXXXXXX XX	TEMPORARY REDUCTION/CANCELLATION RETURNED BY APPROPRIATION	MN	3,027,000.00	0.00	3,027,000.00
	XXXXXXXXXX XX	TEMPORARY REDUCTION/CANCELLATION RETURNED BY APPROPRIATION	XX	-3,027,000.00	0.00	-3,027,000.00
<b>Subtotal</b>				<b>0.00</b>	<b>0.00</b>	<b>0.00</b>
451000	-	APPORTIONMENTS	MN	0.00	0.00	0.00
459000	-	APPORTIONMENTS - ANTICIPATED RESOURCES - PROGRAMS SUBJECT TO APPORTIONMENT	MN	1,012,415,611.88	18,812,852.17	1,031,228,464.05
	-	APPORTIONMENTS - ANTICIPATED RESOURCES - PROGRAMS SUBJECT TO APPORTIONMENT	XX	-289,667.86	0.00	-289,667.86
<b>Subtotal</b>				<b>1,012,125,944.02</b>	<b>18,812,852.17</b>	<b>1,030,938,796.19</b>
461000	-	ALLOTMENTS - BUDGET AUTHORITY	MN	-4,504,995,252.77	-18,182,093.12	-4,523,177,345.89
	-	ALLOTMENTS - BUDGET AUTHORITY	XX	-4,334.60	0.00	-4,334.60
<b>Subtotal</b>				<b>-4,504,999,587.37</b>	<b>-18,182,093.12</b>	<b>-4,523,181,680.49</b>
480100	TFMA61002200	OPERATING EXPENSES	MN	0.00	0.00	0.00
	TFMA61002300	DOJ PAYMENTS FOR VICTIMS OF STATE SPONSORED TERRORISM	MN	0.00	0.00	0.00
<b>Subtotal</b>				<b>0.00</b>	<b>0.00</b>	<b>0.00</b>
490200	TFMA61002200	OPERATING EXPENSES	MN	-4,856,074.07	-636,059.05	-5,492,133.12
	TFMA61002300	DOJ PAYMENTS FOR VICTIMS OF STATE SPONSORED TERRORISM	MN	0.00	5,300.00	5,300.00
<b>Subtotal</b>				<b>-4,856,074.07</b>	<b>-630,759.05</b>	<b>-5,486,833.12</b>
531100	TFMA53110010	INTEREST ON INVESTMENTS	-	-181,639,006.72	-18,325,808.79	-199,964,815.51
<b>Subtotal</b>				<b>-181,639,006.72</b>	<b>-18,325,808.79</b>	<b>-199,964,815.51</b>
564000	TFMA56400100	DOJ ASSET FORFEITURES	-	-1,005,501,540.08	-44,447.25	-1,005,545,987.33
<b>Subtotal</b>				<b>-1,005,501,540.08</b>	<b>-44,447.25</b>	<b>-1,005,545,987.33</b>
610000	TFMA61002200	OPERATING EXPENSES	-	4,856,074.07	636,059.05	5,492,133.12
	TFMA61002300	DOJ PAYMENTS FOR VICTIMS OF STATE SPONSORED TERRORISM	-	0.00	-5,300.00	-5,300.00
<b>Subtotal</b>				<b>4,856,074.07</b>	<b>630,759.05</b>	<b>5,486,833.12</b>
<b>Grand Total</b>				<b>0.00</b>	<b>0.00</b>	<b>0.00</b>

**United States Victims of State Sponsored Terrorism Trust Fund**  
**Investment Related - Trial Balance - Unaudited**  
**15X5608 - General**  
**FY 2024**  
**September 1, 2024 through September 30, 2024**  
**Period Name: 2024-12**

USSGL	COST CENTER	USSGL/COST CENTER DESCRIPTION	MANDATORY(M)/DISCRETIONARY(D) BALANCE(B)/NEW(N), COMBINATION(XX)	BEGINNING MONTHLY BALANCE	NET MONTHLY ACTIVITY	YEAR TO DATE BALANCE
101000	-	FUND BALANCE WITH TREASURY	-	1,045,687,573.55	3,309,673.19	1,048,997,246.74
134200	-	INTEREST RECEIVABLE - INVESTMENTS	-	0.00	0.00	0.00
161000	-	INVESTMENTS IN U.S. TREASURY SECURITIES ISSUED BY THE BUREAU OF THE FISCAL SERVICE	-	175,091,456.88	662,385.95	175,753,842.83
161100	-	DISCOUNT ON U.S. TREASURY SECURITIES ISSUED BY THE BUREAU OF THE FISCAL SERVICE	-	-178,057.51	21,880.89	-156,176.62
161300	-	AMORTIZATION OF DISCOUNT AND PREMIUM ON U.S. TREASURY SECURITIES ISSUED BY THE BUREAU OF THE FISCAL SERVICE	-	50,873.57	38,370.21	89,243.78
331000	-	CUMULATIVE RESULTS OF OPERATIONS	-	-199,278,883.13	0.00	-199,278,883.13
<b>Subtotal</b>				<b>1,021,372,963.36</b>	<b>4,032,310.24</b>	<b>1,025,405,273.60</b>
411400	TFMA53110010	INTEREST ON INVESTMENTS	MN	20,725,165.00	4,580,251.83	25,305,416.83
	TFMA53110010	INTEREST ON INVESTMENTS	XX	588,004.92	0.00	588,004.92
	TFMA56400100	DOJ ASSET FORFEITURES	MN	1,005,501,540.08	44,447.25	1,005,545,987.33
<b>Subtotal</b>				<b>1,026,226,705.08</b>	<b>4,624,699.08</b>	<b>1,030,851,404.16</b>
412000	-	APPROPRIATIONS ANTICIPATED - INDEFINITE	MN	-766,666,904.12	-4,624,699.08	-771,291,603.20
	-	APPROPRIATIONS ANTICIPATED - INDEFINITE	XX	289,667.86	0.00	289,667.86
<b>Subtotal</b>				<b>-766,377,236.26</b>	<b>-4,624,699.08</b>	<b>-771,001,935.34</b>
415100	TFMA53110010	INTEREST ON INVESTMENTS	XX	-294,002.46	0.00	-294,002.46
	XXXXXXXXXX XX	ACTUAL CAPITAL TRANSFERS TO THE GENERAL FUND OF THE TREASURY, CURRENT YEAR AUTHORITY	MN	294,002.46	0.00	294,002.46
<b>Subtotal</b>				<b>0.00</b>	<b>0.00</b>	<b>0.00</b>
420100	-	PRIOR YEAR DELIVERED ORDERS - OBLIGATIONS-PAID	MB	-1,042,478,264.04	0.00	-1,042,478,264.04
	-	PRIOR YEAR DELIVERED ORDERS - OBLIGATIONS-PAID	MN	-2,263,949,430.20	0.00	-2,263,949,430.20
	-	TOTAL ACTUAL RESOURCES - COLLECTED	MN	3,505,359,699.09	0.00	3,505,359,699.09
	-	TOTAL ACTUAL RESOURCES - COLLECTED	XX	298,337.06	0.00	298,337.06
<b>Subtotal</b>				<b>199,230,341.91</b>	<b>0.00</b>	<b>199,230,341.91</b>
438200	XXXXXXXXXX XX	TEMPORARY REDUCTION - NEW BUDGET AUTHORITY	MN	-1,140,000.00	0.00	-1,140,000.00
<b>Subtotal</b>				<b>-1,140,000.00</b>	<b>0.00</b>	<b>-1,140,000.00</b>
438400	XXXXXXXXXX XX	TEMPORARY REDUCTION/CANCELLATION RETURNED BY APPROPRIATION	MN	3,027,000.00	0.00	3,027,000.00
	XXXXXXXXXX XX	TEMPORARY REDUCTION/CANCELLATION RETURNED BY APPROPRIATION	XX	-3,027,000.00	0.00	-3,027,000.00
<b>Subtotal</b>				<b>0.00</b>	<b>0.00</b>	<b>0.00</b>
451000	-	APPORTIONMENTS	MN	0.00	0.00	0.00
459000	-	APPORTIONMENTS - ANTICIPATED RESOURCES - PROGRAMS SUBJECT TO APPORTIONMENT	MN	766,666,904.12	4,624,699.08	771,291,603.20
	-	APPORTIONMENTS - ANTICIPATED RESOURCES - PROGRAMS SUBJECT TO APPORTIONMENT	XX	-289,667.86	0.00	-289,667.86
<b>Subtotal</b>				<b>766,377,236.26</b>	<b>4,624,699.08</b>	<b>771,001,935.34</b>
461000	-	ALLOTMENTS - BUDGET AUTHORITY	MN	-1,219,456,638.32	-3,993,940.03	-1,223,450,578.35
	-	ALLOTMENTS - BUDGET AUTHORITY	XX	-4,334.60	0.00	-4,334.60
<b>Subtotal</b>				<b>-1,219,460,972.92</b>	<b>-3,993,940.03</b>	<b>-1,223,454,912.95</b>
480100	TFMA61002200	OPERATING EXPENSES	MN	0.00	0.00	0.00
	TFMA61002300	DOJ PAYMENTS FOR VICTIMS OF STATE SPONSORED TERRORISM	MN	0.00	0.00	0.00
<b>Subtotal</b>				<b>0.00</b>	<b>0.00</b>	<b>0.00</b>
490200	TFMA61002200	OPERATING EXPENSES	MN	-4,856,074.07	-636,059.05	-5,492,133.12
	TFMA61002300	DOJ PAYMENTS FOR VICTIMS OF STATE SPONSORED TERRORISM	MN	0.00	5,300.00	5,300.00
<b>Subtotal</b>				<b>-4,856,074.07</b>	<b>-630,759.05</b>	<b>-5,486,833.12</b>
531100	TFMA53110010	INTEREST ON INVESTMENTS	-	-20,727,497.35	-4,618,622.04	-25,346,119.39
<b>Subtotal</b>				<b>-20,727,497.35</b>	<b>-4,618,622.04</b>	<b>-25,346,119.39</b>
564000	TFMA56400100	DOJ ASSET FORFEITURES	-	-1,005,501,540.08	-44,447.25	-1,005,545,987.33
<b>Subtotal</b>				<b>-1,005,501,540.08</b>	<b>-44,447.25</b>	<b>-1,005,545,987.33</b>
610000	TFMA61002200	OPERATING EXPENSES	-	4,856,074.07	636,059.05	5,492,133.12
	TFMA61002300	DOJ PAYMENTS FOR VICTIMS OF STATE SPONSORED TERRORISM	-	0.00	-5,300.00	-5,300.00
<b>Subtotal</b>				<b>4,856,074.07</b>	<b>630,759.05</b>	<b>5,486,833.12</b>
<b>Grand</b>				<b>0.00</b>	<b>0.00</b>	<b>0.00</b>

**United States Victims of State Sponsored Terrorism Trust Fund**  
**Investment Related - Trial Balance - Unaudited**  
**15X56081 - Fairness for 9/11 Families Act**  
**FY 2024**  
**September 1, 2024 through September 30, 2024**  
**Period Name: 2024-12**

USSGL	COST CENTER	USSGL/COST CENTER DESCRIPTION	MANDATORY(M)/DISCRETIONARY(D) BALANCE(B)/NEW(N), COMBINATION(XX)	BEGINNING MONTHLY BALANCE	NET MONTHLY ACTIVITY	YEAR TO DATE BALANCE
101000	-	FUND BALANCE WITH TREASURY	-	0.00	0.00	0.00
134200	-	INTEREST RECEIVABLE - INVESTMENTS	-	6,978.35	-6,978.35	0.00
161000	-	INVESTMENTS IN U.S TREASURY SECURITIES ISSUED BY THE BUREAU OF THE FISCAL SERVICE	-	47,669,957.99	205,856.27	47,875,814.26
310000	-	UNEXPENDED APPROPRIATIONS - CUMULATIVE	-	-2,654,410,455.44	0.00	-2,654,410,455.44
331000	-	CUMULATIVE RESULTS OF OPERATIONS	-	2,609,068,188.01	0.00	2,609,068,188.01
<b>Subtotal</b>				<b>2,334,668.91</b>	<b>198,877.92</b>	<b>2,533,546.83</b>
411400	TFMA53110010	INTEREST ON INVESTMENTS	MN	2,334,490.88	205,856.27	2,540,347.15
<b>Subtotal</b>				<b>2,334,490.88</b>	<b>205,856.27</b>	<b>2,540,347.15</b>
412000	-	APPROPRIATIONS ANTICIPATED - INDEFINITE	MN	-7,880,051.30	-205,856.27	-8,085,907.57
<b>Subtotal</b>				<b>-7,880,051.30</b>	<b>-205,856.27</b>	<b>-8,085,907.57</b>
420100	-	TOTAL ACTUAL RESOURCES - COLLECTED	MN	2,659,956,015.86	0.00	2,659,956,015.86
<b>Subtotal</b>				<b>45,335,467.11</b>	<b>0.00</b>	<b>45,335,467.11</b>
459000	-	APPORTIONMENTS - ANTICIPATED RESOURCES - PROGRAMS SUBJECT TO APPORTIONMENT	MN	7,880,051.30	205,856.27	8,085,907.57
<b>Subtotal</b>				<b>7,880,051.30</b>	<b>205,856.27</b>	<b>8,085,907.57</b>
461000	-	ALLOTMENTS - BUDGET AUTHORITY	MN	-47,669,957.99	-205,856.27	-47,875,814.26
<b>Subtotal</b>				<b>-47,669,957.99</b>	<b>-205,856.27</b>	<b>-47,875,814.26</b>
531100	TFMA53110010	INTEREST ON INVESTMENTS	-	-2,334,668.91	-198,877.92	-2,533,546.83
<b>Subtotal</b>				<b>-2,334,668.91</b>	<b>-198,877.92</b>	<b>-2,533,546.83</b>
<b>Grand Total</b>				<b>0.00</b>	<b>0.00</b>	<b>0.00</b>



**United States Victims of State Sponsored Terrorism Trust Fund**  
**Investment Related - Trial Balance - Unaudited**  
**15X56082 - Beirut and Khobar Towers**  
**FY 2024**  
**September 1, 2024 through September 30, 2024**  
**Period Name: 2024-12**

USSGL	COST CENTER	USSGL/COST CENTER DESCRIPTION	MANDATORY(M)/DISCRETIONARY(D) BALANCE(B)/NEW(N), COMBINATION(XX)	BEGINNING MONTHLY BALANCE	NET MONTHLY ACTIVITY	YEAR TO DATE BALANCE
101000	-	FUND BALANCE WITH TREASURY	-	0.00	0.00	0.00
134200	-	INTEREST RECEIVABLE - INVESTMENTS	-	473,987.99	-473,987.99	0.00
161000	-	INVESTMENTS IN U.S TREASURY SECURITIES ISSUED BY THE BUREAU OF THE FISCAL SERVICE	-	3,237,868,656.46	13,982,296.82	3,251,850,953.28
310000	-	UNEXPENDED APPROPRIATIONS - CUMULATIVE	-	-3,000,000,000.00	0.00	-3,000,000,000.00
331000	-	CUMULATIVE RESULTS OF OPERATIONS	-	-79,765,803.99	0.00	-79,765,803.99
<b>Subtotal</b>				<b>158,576,840.46</b>	<b>13,508,308.83</b>	<b>172,085,149.29</b>
411400	TFMA53110010	INTEREST ON INVESTMENTS	MN	158,564,748.06	13,982,296.82	172,547,044.88
<b>Subtotal</b>				<b>158,564,748.06</b>	<b>13,982,296.82</b>	<b>172,547,044.88</b>
412000	-	APPROPRIATIONS ANTICIPATED - INDEFINITE	MN	-237,868,656.46	-13,982,296.82	-251,850,953.28
<b>Subtotal</b>				<b>-237,868,656.46</b>	<b>-13,982,296.82</b>	<b>-251,850,953.28</b>
<b>Subtotal</b>				<b>3,079,303,908.40</b>	<b>0.00</b>	<b>3,079,303,908.40</b>
459000	-	APPORIONMENTS - ANTICIPATED RESOURCES - PROGRAMS SUBJECT TO APPORTIONMENT	MN	237,868,656.46	13,982,296.82	251,850,953.28
<b>Subtotal</b>				<b>237,868,656.46</b>	<b>13,982,296.82</b>	<b>251,850,953.28</b>
461000	-	ALLOTMENTS - BUDGET AUTHORITY	MN	-3,237,868,656.46	-13,982,296.82	-3,251,850,953.28
<b>Subtotal</b>				<b>-3,237,868,656.46</b>	<b>-13,982,296.82</b>	<b>-3,251,850,953.28</b>
531100	TFMA53110010	INTEREST ON INVESTMENTS	-	-158,576,840.46	-13,508,308.83	-172,085,149.29
<b>Subtotal</b>				<b>-158,576,840.46</b>	<b>-13,508,308.83</b>	<b>-172,085,149.29</b>
<b>Grand Total</b>				<b>0.00</b>	<b>0.00</b>	<b>0.00</b>

**United States Victims of State Sponsored Terrorism Trust Fund**  
**Investment Related - Balance Sheet - Unaudited**  
**15X5608 - Combined**  
**FY 2024**  
**September 30, 2024**  
**Period Name: 2024-12**

<b>Account Type</b>	<b>Account Description</b>	<b>Ending Balance</b>
<b>ASSETS</b>	FUND BALANCE WITH TREASURY	1,048,997,246.74
	INVESTMENTS IN U.S TREASURY SECURITIES ISSUED BY THE BUREAU OF THE FISCAL SERVICE	3,475,480,610.37
	DISCOUNT ON U.S. TREASURY SECURITIES ISSUED BY THE BUREAU OF THE FISCAL SERVICE	-156,176.62
	AMORTIZATION OF DISCOUNT AND PREMIUM ON U.S. TREASURY SECURITIES ISSUED BY THE BUREAU OF THE FISCAL SERVICE	89,243.78
<b>TOTAL</b>		<b>4,524,410,924.27</b>
<b>LIABILITY &amp; EQUITY</b>	UNEXPENDED APPROPRIATIONS - CUMULATIVE	-5,654,410,455.44
	CUMULATIVE RESULTS OF OPERATIONS	2,330,023,500.89
	NET INCOME	-1,200,023,969.72
<b>TOTAL</b>		<b>-4,524,410,924.27</b>

**United States Victims of State Sponsored Terrorism Trust Fund**  
**Investment Related - Balance Sheet - Unaudited**  
**15X5608 - General**  
**FY 2024**  
**September 30, 2024**  
**Period Name: 2024-12**

<b>Account Type</b>	<b>Account Description</b>	<b>Ending Balance</b>
<b>ASSETS</b>	FUND BALANCE WITH TREASURY	1,048,997,246.74
	INVESTMENTS IN U.S TREASURY SECURITIES ISSUED BY THE BUREAU OF THE FISCAL SERVICE	175,753,842.83
	DISCOUNT ON U.S. TREASURY SECURITIES ISSUED BY THE BUREAU OF THE FISCAL SERVICE	-156,176.62
	AMORTIZATION OF DISCOUNT AND PREMIUM ON U.S. TREASURY SECURITIES ISSUED BY THE BUREAU OF THE FISCAL SERVICE	89,243.78
<b>TOTALS</b>		<b>1,224,684,156.73</b>
<b>LIABILITY &amp; EQUITY</b>	CUMULATIVE RESULTS OF OPERATIONS	-199,278,883.13
	NET INCOME	-1,025,405,273.60
<b>TOTALS</b>		<b>-1,224,684,156.73</b>

**United States Victims of State Sponsored Terrorism Trust Fund**  
**Investment Related - Balance Sheet - Unaudited**  
**15X56081 - Fairness for 9/11 Families Act**  
**FY 2024**  
**September 30, 2024**  
**Period Name: 2024-12**

<b>Account Type</b>	<b>Account Description</b>	<b>Ending Balance</b>
<b>ASSETS</b>	INVESTMENTS IN U.S TREASURY SECURITIES ISSUED BY THE BUREAU OF THE FISCAL SERVICE	47,875,814.26
<b>TOTALS</b>		<b>47,875,814.26</b>
<b>LIABILITY &amp; EQUITY</b>	UNEXPENDED APPROPRIATIONS - CUMULATIVE	-2,654,410,455.44
	CUMULATIVE RESULTS OF OPERATIONS	2,609,068,188.01
	NET INCOME	-2,533,546.83
<b>TOTALS</b>		<b>-47,875,814.26</b>

**United States Victims of State Sponsored Terrorism Trust Fund**  
**Investment Related - Balance Sheet - Unaudited**  
**15X56082 - Beirut and Khobar Towers**  
**FY 2024**  
**September 30, 2024**  
**Period Name: 2024-12**

<b>Account Type</b>	<b>Account Description</b>	<b>Ending Balance</b>
<b>ASSETS</b>	INVESTMENTS IN U.S TREASURY SECURITIES ISSUED BY THE BUREAU OF THE FISCAL SERVICE	3,251,850,953.28
<b>TOTALS</b>		<b>3,251,850,953.28</b>
<b>LIABILITY &amp; EQUITY</b>	UNEXPENDED APPROPRIATIONS - CUMULATIVE	-3,000,000,000.00
	CUMULATIVE RESULTS OF OPERATIONS	-79,765,803.99
	NET INCOME	-172,085,149.29
<b>TOTALS</b>		<b>-3,251,850,953.28</b>

**United States Victims of State Sponsored Terrorism Trust Fund**  
**Investment Related - Income Statement - Unaudited**  
**15X5608 - Combined**  
**FY 2024**  
**October 1, 2023 through September 30, 2024**  
**Period Name: 2024-12**

Revenue Type	USSGL	Ussgl Description	Cost Center	Cost Center Description	Activity	Ending Balance
<b>INCOME</b>	531100	INTEREST REVENUE - INVESTMENTS - NON EXCHANGE	TFMA53110010	INTEREST ON INVESTMENTS	-18,325,808.79	-199,964,815.51
	<b>SUM USSGL</b>				<b>-18,325,808.79</b>	<b>-199,964,815.51</b>
	564000	FORFEITURE REVENUE - CASH AND CASH EQUIVALENTS	TFMA56400100	DOJ ASSET FORFEITURES	-44,447.25	-1,005,545,987.33
	<b>SUM USSGL</b>				<b>-44,447.25</b>	<b>-1,005,545,987.33</b>
<b>TOTAL</b>					<b>-18,370,256.04</b>	<b>-1,205,510,802.84</b>
<b>EXPENSES</b>	610000	OPERATING EXPENSES/PROGRAM COSTS	TFMA61002200 TFMA61002300	OPERATING EXPENSES DOJ PAYMENTS FOR VICTIMS OF STATE SPONSORED TERRORISM	636,059.05 -5,300.00	5,492,133.12 -5,300.00
	<b>SUM USSGL</b>				<b>630,759.05</b>	<b>5,486,833.12</b>
	<b>TOTAL</b>				<b>630,759.05</b>	<b>5,486,833.12</b>
<b>GRAND TOTAL</b>					<b>-17,739,496.99</b>	<b>-1,200,023,969.72</b>

**United States Victims of State Sponsored Terrorism Trust Fund**  
**Investment Related - Income Statement - Unaudited**  
**15X5608 - General**  
**FY 2024**  
**October 1, 2023 through September 30, 2024**  
**Period Name: 2024-12**

Revenue Type	USSGL	Ussgl Description	Cost Center	Cost Center Description	Activity	Ending Balance
<b>INCOME</b>	531100	INTEREST REVENUE - INVESTMENTS - NON EXCHANGE	TFMA53110010	INTEREST ON INVESTMENTS	-4,618,622.04	-25,346,119.39
	<b>SUM USSGL</b>				<b>-4,618,622.04</b>	<b>-25,346,119.39</b>
	564000	FORFEITURE REVENUE - CASH AND CASH EQUIVALENTS	TFMA56400100	DOJ ASSET FORFEITURES	-44,447.25	-1,005,545,987.33
	<b>SUM USSGL</b>				<b>-44,447.25</b>	<b>-1,005,545,987.33</b>
<b>TOTAL</b>					<b>-4,663,069.29</b>	<b>-1,030,892,106.72</b>
<b>EXPENSES</b>	610000	OPERATING EXPENSES/PROGRAM COSTS	TFMA61002200	OPERATING EXPENSES	636,059.05	5,492,133.12
			TFMA61002300	DOJ PAYMENTS FOR VICTIMS OF STATE SPONSORED TERRORISM	-5,300.00	-5,300.00
	<b>SUM USSGL</b>				<b>630,759.05</b>	<b>5,486,833.12</b>
<b>TOTAL</b>					<b>630,759.05</b>	<b>5,486,833.12</b>
<b>Grand Total</b>					<b>-4,032,310.24</b>	<b>-1,025,405,273.60</b>

**United States Victims of State Sponsored Terrorism Trust Fund**  
**Investment Related - Income Statement - Unaudited**  
**15X56081 - Fairness for 9/11 Families Act**  
**FY 2024**  
**October 1, 2023 through September 30, 2024**  
**Period Name: 2024-12**

Revenue Type	USSGL	Ussgl Description	Cost Center	Cost Center Description	Activity	Ending Balance
<b>INCOME</b>	531100	INTEREST REVENUE - INVESTMENTS - NON EXCHANGE	TFMA53110010	INTEREST ON INVESTMENTS	-198,877.92	-2,533,546.83
	<b>SUM USSGL</b>				<b>-198,877.92</b>	<b>-2,533,546.83</b>
<b>TOTAL</b>					<b>-198,877.92</b>	<b>-2,533,546.83</b>
<b>Grand Total</b>					<b>-198,877.92</b>	<b>-2,533,546.83</b>



**United States Victims of State Sponsored Terrorism Trust Fund**  
**Investment Related - Income Statement - Unaudited**  
**15X56082 - Beirut and Khobar Towers**  
**FY 2024**  
**October 1, 2023 through September 30, 2024**  
**Period Name: 2024-12**

Revenue Type	USSGL	Ussgl Description	Cost Center	Cost Center Description	Activity	Ending Balance
INCOME	531100	INTEREST REVENUE - INVESTMENTS - NON EXCHANGE	TFMA53110010	INTEREST ON INVESTMENTS	-13,508,308.83	-172,085,149.29
	SUM USSGL				-13,508,308.83	-172,085,149.29
TOTAL					-13,508,308.83	-172,085,149.29
Grand Total					-13,508,308.83	-172,085,149.29

**United States Victims of State Sponsored Terrorism Trust Fund**  
**Monthly Transaction Activity**  
**15X5608 - Combined**  
**FY 2024**  
**September 2024**  
**Period Name: 2024-12**

TRANSACTION CODE	DESCRIPTION	MANDATORY/DISCRETIONARY	BFY	PERIOD	POSTED DATE	AMOUNT
TFMA56400100	DOJ ASSET FORFEITURES	MN	2024	2024-12	09/18/2024	-44,447.25
TFMA56400100	DOJ ASSET FORFEITURES	<b>Subtotal</b>				<b>-44,447.25</b>
<b>Total</b>						<b>-44,447.25</b>
TFMA61002200	OPERATING EXPENSES	MN	2024	2024-12	09/03/2024	50,987.68
TFMA61002200	OPERATING EXPENSES	MN	2024	2024-12	09/12/2024	470,822.06
TFMA61002200	OPERATING EXPENSES	MN	2024	2024-12	09/16/2024	46,349.30
TFMA61002200	OPERATING EXPENSES	MN	2024	2024-12	09/17/2024	23.50
TFMA61002200	OPERATING EXPENSES	MN	2024	2024-12	09/30/2024	45,404.44
TFMA61002200	OPERATING EXPENSES	MN	2024	2024-12	10/04/2024	17,172.07
TFMA61002200	OPERATING EXPENSES	MN	2024	2024-12	10/08/2024	22,472.07
TFMA61002200	OPERATING EXPENSES	<b>Subtotal</b>				<b>636,059.05</b>
<b>Total</b>						<b>636,059.05</b>
TFMA61002300	DOJ PAYMENTS FOR VICTIMS OF STATE SPONSORED TERRORISM	MN	2024	2024-12	10/08/2024	-5,300.00
TFMA61002300	DOJ PAYMENTS FOR VICTIMS OF STATE SPONSORED TERRORISM	<b>Subtotal</b>				<b>-5,300.00</b>
<b>Total</b>						<b>-5,300.00</b>
<b>Grand Total</b>						<b>586,311.80</b>

**United States Victims of State Sponsored Terrorism Trust Fund**  
**Monthly Transaction Activity**  
**15X5608 - General**  
**FY 2024**  
**September 2024**  
**Period Name: 2024-12**

TRANSACTION CODE	DESCRIPTION	MANDATORY/DISCRETIONARY	BFY	PERIOD	POSTED DATE	AMOUNT
TFMA56400100	DOJ ASSET FORFEITURES	MN	2024	2024-12	09/18/2024	-44,447.25
TFMA56400100	DOJ ASSET FORFEITURES	<b>Subtotal</b>				<b>-44,447.25</b>
<b>Total</b>						<b>-44,447.25</b>
TFMA61002200	OPERATING EXPENSES	MN	2024	2024-12	09/03/2024	50,987.68
TFMA61002200	OPERATING EXPENSES	MN	2024	2024-12	09/12/2024	470,822.06
TFMA61002200	OPERATING EXPENSES	MN	2024	2024-12	09/16/2024	46,349.30
TFMA61002200	OPERATING EXPENSES	MN	2024	2024-12	09/17/2024	23.50
TFMA61002200	OPERATING EXPENSES	MN	2024	2024-12	09/30/2024	45,404.44
TFMA61002200	OPERATING EXPENSES	MN	2024	2024-12	10/04/2024	17,172.07
TFMA61002200	OPERATING EXPENSES	MN	2024	2024-12	10/08/2024	22,472.07
TFMA61002200	OPERATING EXPENSES	<b>Subtotal</b>				<b>636,059.05</b>
<b>Total</b>						<b>636,059.05</b>
TFMA61002300	DOJ PAYMENTS FOR VICTIMS OF STATE SPONSORED TERRORISM	MN	2024	2024-12	10/08/2024	-5,300.00
TFMA61002300	DOJ PAYMENTS FOR VICTIMS OF STATE SPONSORED TERRORISM	<b>Subtotal</b>				<b>-5,300.00</b>
<b>Total</b>						<b>-5,300.00</b>
<b>Grand Total</b>						<b>586,311.80</b>

United States Victims of State Sponsored Terrorism Trust Fund  
Monthly Transaction Activity  
15X56081 - Fairness for 9/11 Families Act  
FY 2024  
September 2024  
Period Name: 2024-12

TRANSACTION CODE	DESCRIPTION	MANDATORY/DISCRETIONARY	BFY	PERIOD	POSTED DATE	AMOUNT
------------------	-------------	-------------------------	-----	--------	-------------	--------

United States Victims of State Sponsored Terrorism Trust Fund  
Monthly Transaction Activity  
15X56082 - Beirut and Khobar Towers  
FY 2024  
September 2024  
Period Name: 2024-12

TRANSACTION CODE	DESCRIPTION	MANDATORY/DISCRETIONARY	BFY	PERIOD	POSTED DATE	AMOUNT
------------------	-------------	-------------------------	-----	--------	-------------	--------

# United States Victims of State Sponsored Terrorism Trust Fund

## 15X5608

### September 2024

### Footnotes

**(1) Summary of Significant Accounting Policies**

**(a) Reporting Entity**

The accompanying Balance Sheet of the United States Victims of State Sponsored Terrorism Fund (the Fund) and related Income Statement pertain to the aspects of the Fund that is serviced by the Fund Management Branch (FMB) of the Bureau of the Fiscal Service (Fiscal Service) of the U.S. Department of the Treasury (Treasury). The Fund was created by the United States Victims of State Sponsored Terrorism Act, 34 USC 20144(e).

FMB acts as a service organization which processes receipts, disbursements, and transfers related to the Fund based upon information received and recorded by FMB. As part of its functions, Fiscal Service also manages the investments, maintains related accounting records and supporting documentation, and reports financial activity. The financial activity reported in the accompanying Balance Sheet and Income Statement is limited to the activities performed by FMB.

The program agency is responsible for reporting on the financial position of the trust fund. As such, the financial position of the trust fund in the program agency's records may differ from what has been illustrated in the accompanying Balance Sheet and Income Statement.

**(b) Basis of Presentation**

The Balance Sheet and Income Statement have been prepared to report the assets and liabilities of the Fund under the function performed by FMB, and the related activity, in accordance with the measurement and criteria discussed below.

**(c) Basis of Accounting**

The Investments on the Balance Sheet, and Interest Revenue on Investments reported on the Income Statement, are reported using the accrual basis of accounting. All other accounts and activity reported on the Balance Sheet, and Income Statement, are reported on the cash basis.

**(d) Fund Balance with Treasury**

The Fund does not maintain cash in commercial bank accounts. Treasury processes cash receipts and disbursements. Fund Balance with Treasury represents net revenue, disposition of revenue, and investment activity. Fund Balance with Treasury is reported based on the balance reported by the Fiscal Service's Government-wide Accounting and Reporting Modernization Project (GWA) Account Statement and reconciling transactions identified and recorded by FMB.

**(e) Interest Receivables**

Interest receivables are calculated and reported by FMB based on the investment terms received and recorded by FMB from Fiscal Service's Federal Investments & Borrowings Branch (FIBB) in the investment confirmations and monthly statements of account.

**(f) Investments**

Authorizing legislation specifies how the Fund should be managed and which financial instruments constitute appropriate investments for the Fund. The Fund is invested in non-marketable market-based securities as authorized by legislation. Market-based securities are Treasury securities that are not traded on any securities exchange, but mirror the prices of marketable securities with similar terms. Market-based securities are issued and redeemed by FIBB.

FMB follows Treasury fiscal investment policy guidelines. The securities are acquired and held in the name of the Secretary of the Treasury for the Fund. The interest on and proceeds from the sale or redemption of any security held for the Fund is credited to the Fund.

Investments are calculated and reported at net cost based on the cost and premium/discount amounts reported to FMB in the investment confirmations and monthly statements of account received from FIBB.

Link to Fiscal Service's Federal Investments & Borrowings Branch Investment Statement of Account: [FIBB Investment Account Statement](#)

[FIB Investment Account Statement](#)

**(g) Equity**

Equity is calculated and reported by FMB based on the assets of the trust fund. Equity is calculated as the difference between Total Assets and Total Liabilities.

**(h) Interest Revenue**

Interest revenue is reported based on the amounts received and recorded by FMB from FIBB in the monthly statements of account and accrued interest and amortization calculated by FMB. Amortization of any premiums and discounts on investments is calculated and reported by FMB based on the investment terms reported to FMB by FIBB using the straight-line method for investments with a term equal to or less than one year and using the level yield method which approximates the interest method for investments with a term of greater than one year.

As stated above in (c) Basis of Accounting, the Investments on the Balance Sheet and Interest Revenue on Investments reported on the Income Statement are reported using the accrual basis of accounting. The following amounts represent cash basis interest earnings for the current month and the current fiscal year to date.

	<u>Current Month</u>	<u>Fiscal Year-to-Date</u>
15X5608	\$4,580,251.83	\$25,305,416.83
15X56081	\$205,856.27	\$2,540,347.15
15X56082	\$13,982,296.82	\$172,547,044.88
	\$18,768,404.92	\$200,392,808.86

**(i) Disbursements**

**United States Victims of State Sponsored Terrorism Trust Fund**  
**15X5608**  
**September 2024**  
**Footnotes**

Disbursements from the Fund to the Department of Justice, which is responsible for the ultimate disposition of such funds, to cover program administration and related costs as defined by law, are made in accordance with the authorizing legislation.

**(2) Related Parties**

FMB, on behalf of the Secretary of the Treasury, invests receipts in Treasury securities, redeems securities and transfers funds to the program agency, maintains accounting records for receipts and disbursements of the Fund, and reports Fund financial activity to the program agencies and other interested parties. The program agency determines the disposition of the Fund balances.

---